

## 2ND CRITIQUE REQUIREMENTS

# 2nd Critique Requirements

Masterplan

DIN-A-0



118.9 cm




118.9 cm

Plans and Sections

84.1 cm

DIN-A-1

DIN-A-0



59.4 cm




118.9 cm

Elevations Sections 3D Views

84.1 cm

DIN-A-1



59.4 cm

Model 1:2000

84.1 cm



# 2nd Critique Requirements

## Plans and Sections

DIN-A-0



118.9 cm

84.1 cm

Ground Floor 1:1000  
Transversal Section 1:1000

DIN-A-0



118.9 cm

84.1 cm

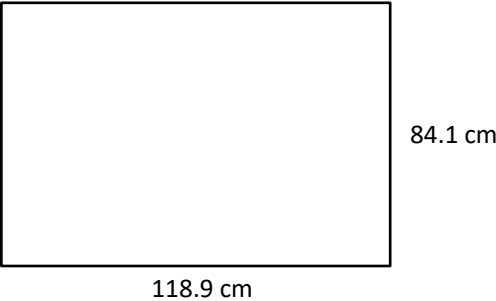
1/2 Ground Floor 1:500  
Cross Sections with shadow 1:500



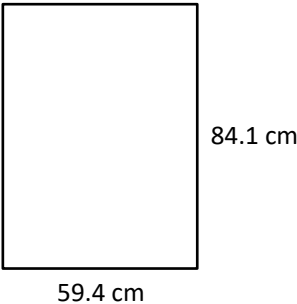
# 2nd Critique Requirements

## Elevations, Sections, and 3D Views

DIN-A-0



DIN-A-1



Elevations with shadow 1:500

Sections with shadow 1:500

3D Views:

Aerial

Human Point of View


- from the lower street
- entrance or main place
- several along itinerary



# 2nd Critique Requirements

Physical Model

DIN-A-1



84.1 cm

59.4 cm

Physical Model

1:2000

