

3rd CRITIQUE and EXAM REQUIREMENTS

3rd Critique and Exam Requirements

15-16 JUNE 2017
22-23 JUNE 2017

MASTERPLAN

15 JUNE 2017

DRAWINGS

DIN-A-0



PLAN
1:1000



GFLOOR
SECTIONS
1:500



ELEVATIONS
SECTIONS
1:500



VIEWS

MODELS

DIN-A-1



1:2000



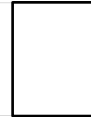
1:1000
PARTIAL MODEL

BUILDINGS

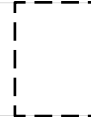
15 JUNE 2017

DRAWINGS

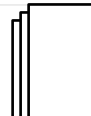
DIN-A-1



+



Housing
1:200



+



Facility
1:200 × Students Num.

MODELS

DIN-A-1



Facility
1:200

22 JUNE 2017

DIN-A-1



1:500
SECTIONS

PPT



DIN-A-1



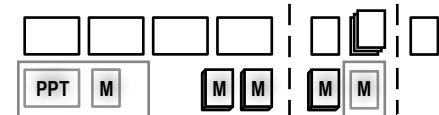
Housing
1:200

30 JUNE 2017 EXAM

DIN-A-1



1:20
Details



3rd Critique Requirements


15-16 JUNE 2017
22-23 JUNE 2017

MASTERPLAN


15 JUNE 2017

DRAWINGS


DIN-A-0



1:1000
Plan
Transversal Section



1:500
Ground Floor
(Horizontal Section)
Cross Section



1:500
Elevations
Sections
PERSPECTIVE SECTIONS



Aerial View
3D Views
etc.

MODELS

DIN-A-1



1:2000
Improved Model



1:1000
Partial Model

22-23 JUNE 2017



1:500
Transversal Sections
Longitudinal Sections



**Digital Presentaion PPT
Approach
Analysis
Concepts**



3rd Critique Requirements

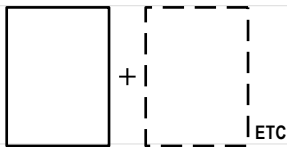
15-16 JUNE 2017
22-23 JUNE 2017

BUILDING

15 JUNE 2017

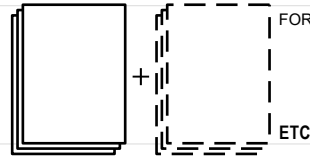
DRAWINGS

DIN-A-1



1:200 Housing
Characteristic floor plan
Sections(in perspective) Elevations
Typology 1:100
Representative 3D view

FOR EXTENSION ADD A1 PAGES



1:200 Facilities
Characteristic floor plan
Sections(in perspective) Elevations
Representative 3D view
 (One facility per each student)

MODELS

DIN-A-1

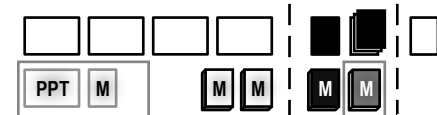


1:200
Facility (1)
Transformable model of
particular building with the
close surrounding

22-23 JUNE 2017



1:200
Housing
Transformable model of
particular building with the
close surrounding



Exam Requirements

30 JUNE 2017

IN ADDITION TO ALL REQUIREMENTS IN THE 3RD CRITIQUE
BUILDING

DRAWING

DIN-A-1



1:20
Housing/Facilities
Details
Façade Section

